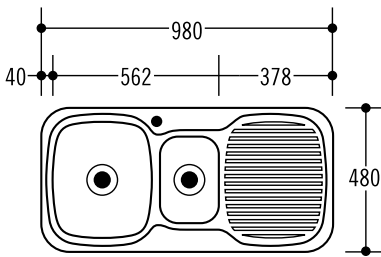


KITCHEN

LL126



Main Bowl
330 x 385 x 155mm deep
17 Litre Capacity



1/2 Bowl
200 x 290 x 130mm deep
7 Litre Capacity

Specifications

Description	1 & 1/2 Bowl Sink with drainer
Sink Size	980 x 480 x 155 deep
Drainer Length	378mm right side
Construction	2 piece, bowls & drainer seam welded
Material	304 grade 18/10 Stainless Steel
Maximum Tap Holes	1 (no tap hole also available)

Installation

Fixings	Adjustable clips & sealing foam supplied
Min Cabinet Size	600mm
Waste Holes	Compatible with waste disposal

Plumbing

Waste Fittings	2 x 90mm basket wastes included
Overflow	Available, conditions apply
Other	1 x Waste height adapter included


Shipping

Carton Type	Sleeve
Weight	6.0 kg
Carton Size	990 x 490 x 170mm
Pack Qty	1

Optional Accessories



LP01
5/5 Drainer Basket



NW7310
Single Lever Mixer



LP02
Board & Colander set




NW7002
Curved Goose Neck



NW7325
Angle Spout Mixer



NW7312
Pullout Spray Mixer



NW7404
Square Goose Neck

For more information call
1300 13 SINK (1300 13 7465)
www.lakelandsinks.com.au

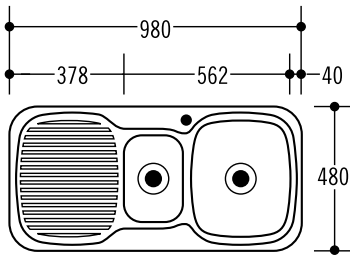
Volume 1.2

® Registered Trademark of Tasman Sinkware. Under its policy of ongoing product development Tasman Sinkware may from time to time change product specification without notice. **WARNING:** Products in this brochure and all literature pertaining to, are subject to Intellectual Property Protection. All dimensions given are approximate and should be checked prior to installation.

LakeLand®

KITCHEN

LL127



Main Bowl
330 x 385 x 155mm deep
17 Litre Capacity



1/2 Bowl
200 x 290 x 130mm deep
7 Litre Capacity

Specifications

Description	1 & 1/2 Bowl Sink with drainer
Sink Size	980 x 480 x 155 deep
Drainer Length	378mm left side
Construction	2 piece, bowls & drainer seam welded
Material	304 grade 18/10 Stainless Steel
Maximum Tap Holes	1 (no tap hole also available)

Installation

Fixings	Adjustable clips & sealing foam supplied
Min Cabinet Size	600mm
Waste Holes	Compatible with waste disposal

Plumbing

Waste Fittings	2 x 90mm basket wastes included
Overflow	Available, conditions apply
Other	1 x Waste height adapter included


Shipping

Carton Type	Sleeve
Weight	6.0 kg
Carton Size	990 x 490 x 170mm
Pack Qty	1

Optional Accessories



LP01
S/S Drainer Basket



NW7310
Single Lever Mixer



LP02
Board & Colander set




NW7002
Curved Goose Neck



NW7325
Angle Spout Mixer



NW7312
Pullout Spray Mixer



NW7404
Square Goose Neck

For more information call
1300 13 SINK (1300 13 7465)
www.lakelandsinks.com.au

Volume 1.2

® Registered Trademark of Tasman Sinkware. Under its policy of ongoing product development Tasman Sinkware may from time to time change product specification without notice. **WARNING:** Products in this brochure and all literature pertaining to, are subject to Intellectual Property Protection. All dimensions given are approximate and should be checked prior to installation.

LakeLand®